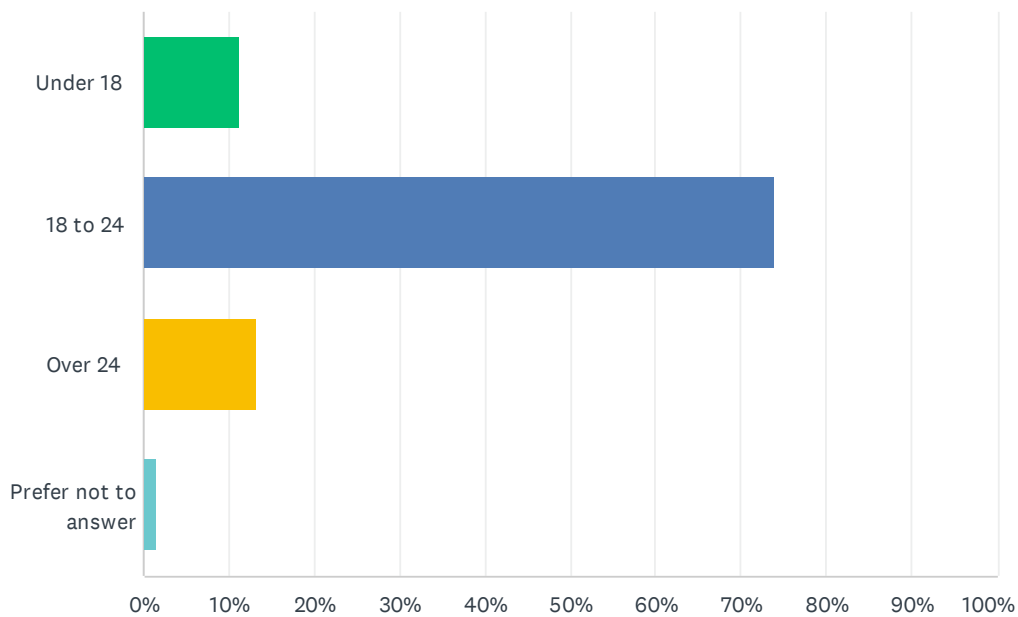


Q1 What is your age?

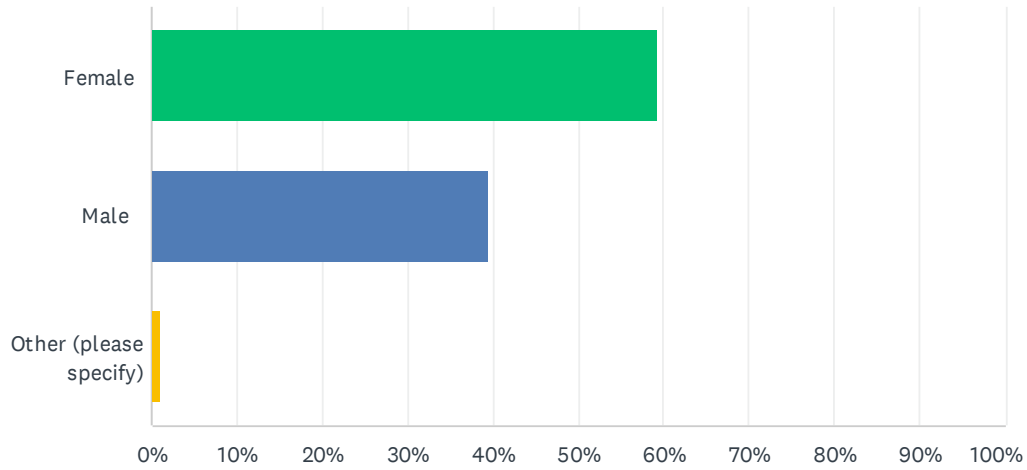
Answered: 258 Skipped: 0



ANSWER CHOICES	RESPONSES
Under 18	11.24% 29
18 to 24	74.03% 191
Over 24	13.18% 34
Prefer not to answer	1.55% 4
TOTAL	258

Q2 What is your gender?

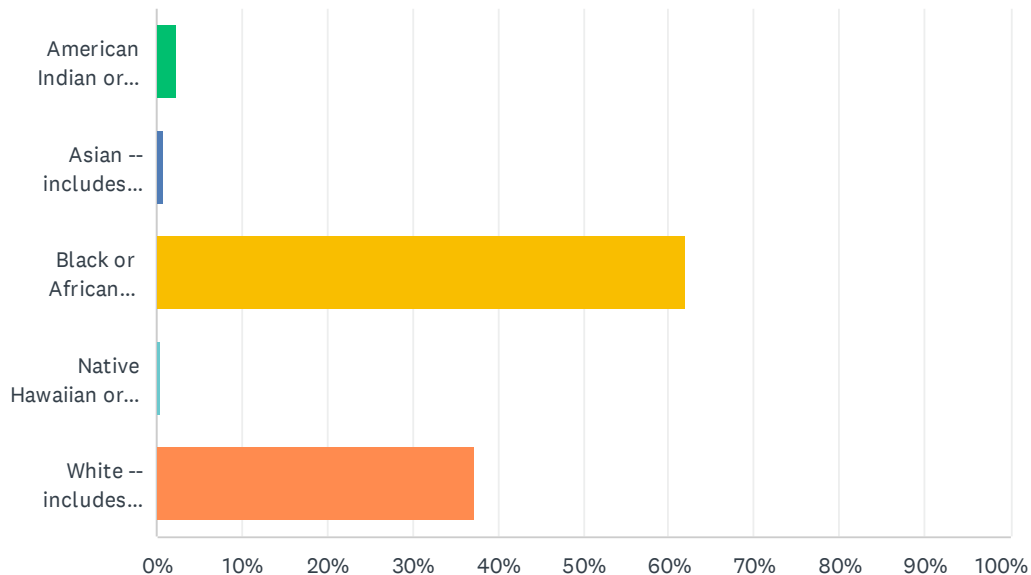
Answered: 258 Skipped: 0



ANSWER CHOICES	RESPONSES	
Female	59.30%	153
Male	39.53%	102
Other (please specify)	1.16%	3
TOTAL		258

Q3 What is your racial identity*? Select all that apply. *National Center for Education Statistics classifications

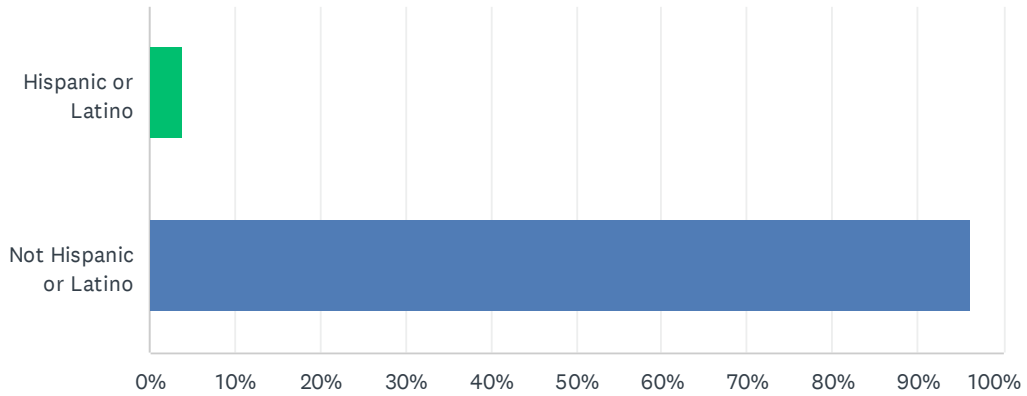
Answered: 258 Skipped: 0



ANSWER CHOICES	RESPONSES	
American Indian or Alaskan Native	2.33%	6
Asian -- includes origins in Far East, Southeast Asia, or Indian subcontinent	0.78%	2
Black or African American	62.02%	160
Native Hawaiian or Other Pacific Islander	0.39%	1
White -- includes origins in the Middle East, North Africa, or Southwest Asia	37.21%	96
Total Respondents: 258		

Q4 What is your ethnicity*?*NCES classification

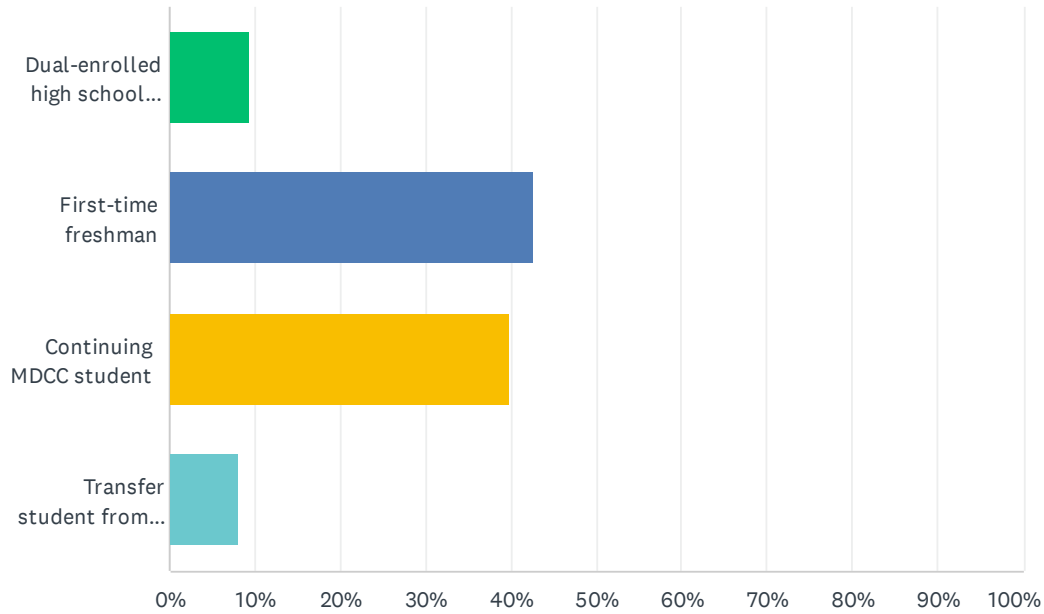
Answered: 258 Skipped: 0



ANSWER CHOICES	RESPONSES	
Hispanic or Latino	3.88%	10
Not Hispanic or Latino	96.12%	248
TOTAL		258

Q5 What type of student are you?

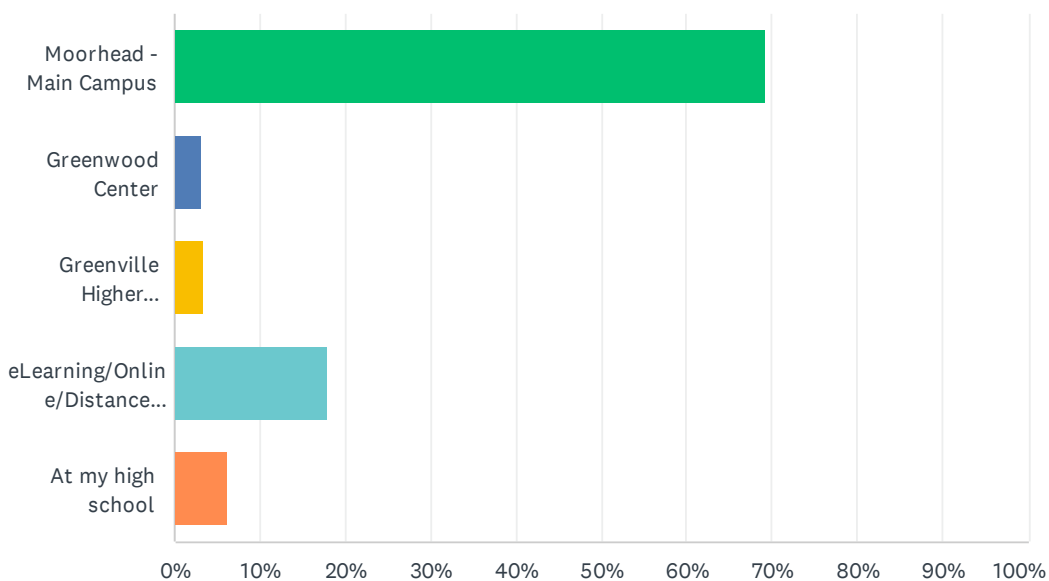
Answered: 258 Skipped: 0



ANSWER CHOICES	RESPONSES	
Dual-enrolled high school student	9.30%	24
First-time freshman	42.64%	110
Continuing MDCC student	39.92%	103
Transfer student from another institution	8.14%	21
TOTAL		258

Q6 Where/how do you take the majority of your courses?

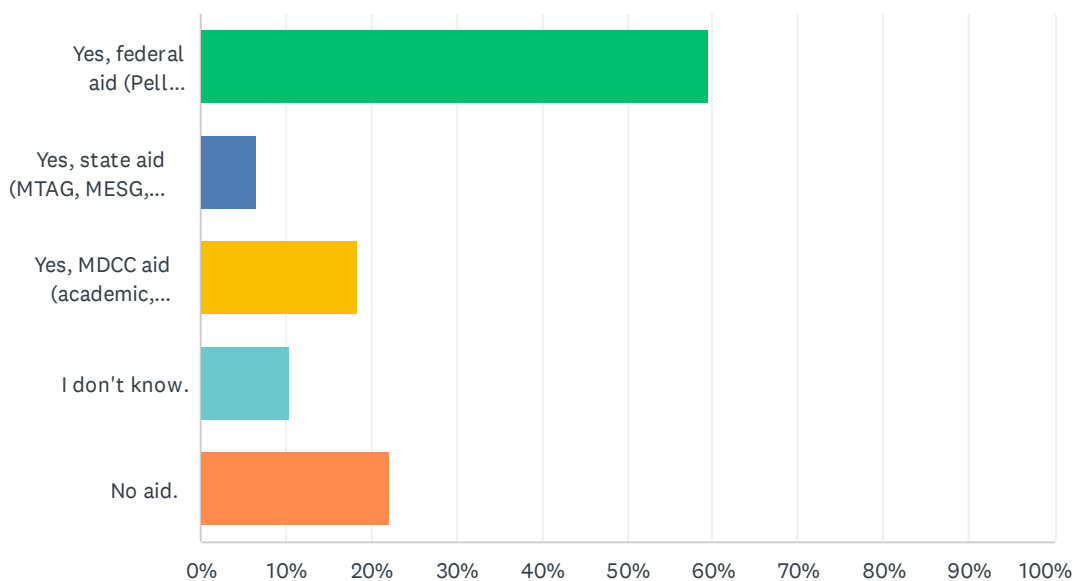
Answered: 258 Skipped: 0



ANSWER CHOICES	RESPONSES	
Moorhead - Main Campus	69.38%	179
Greenwood Center	3.10%	8
Greenville Higher Education Center	3.49%	9
eLearning/Online/Distance Education	17.83%	46
At my high school	6.20%	16
TOTAL		258

Q7 Do you receive financial aid? Select all that apply.

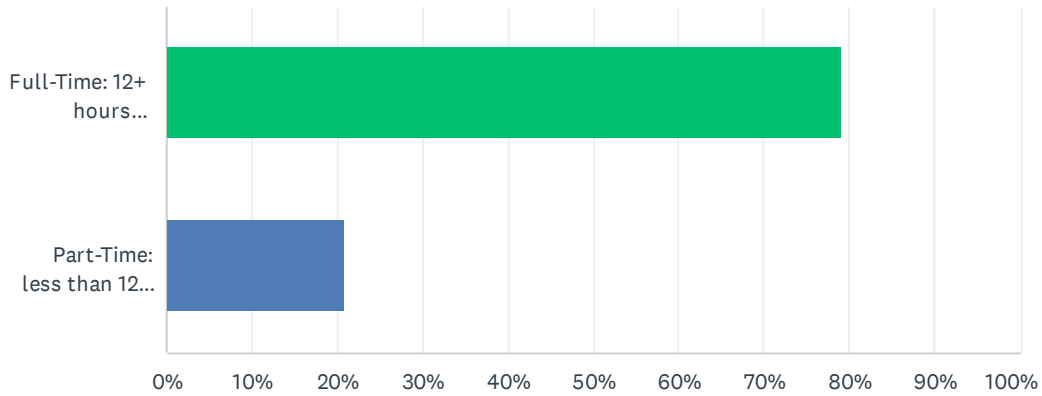
Answered: 257 Skipped: 1



ANSWER CHOICES	RESPONSES	
Yes, federal aid (Pell Grant, or FSEOG).	59.53%	153
Yes, state aid (MTAG, MESG, or HELP).	6.61%	17
Yes, MDCC aid (academic, activity, athletic, or foundation scholarship).	18.29%	47
I don't know.	10.51%	27
No aid.	22.18%	57
Total Respondents: 257		

Q8 Are you enrolled full-time or part-time?

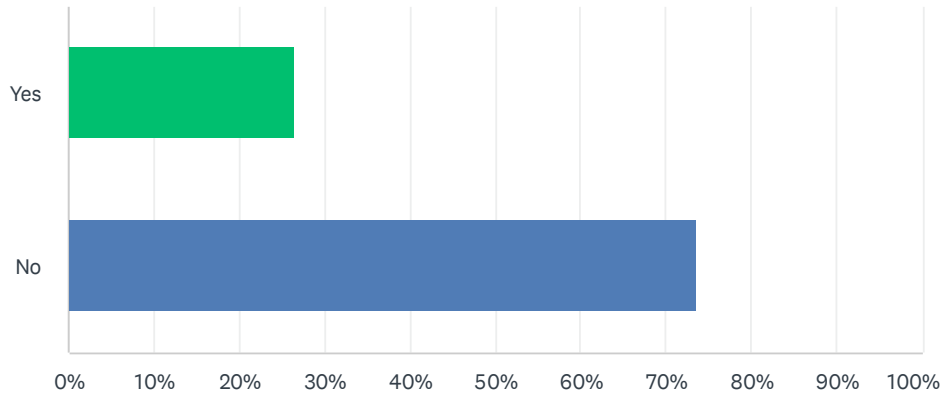
Answered: 258 Skipped: 0



ANSWER CHOICES	RESPONSES	
Full-Time: 12+ hours (typically 4 or more classes)	79.07%	204
Part-Time: less than 12 hours (typically 1-3 classes)	20.93%	54
TOTAL		258

Q9 Do you live on campus in a residence hall?

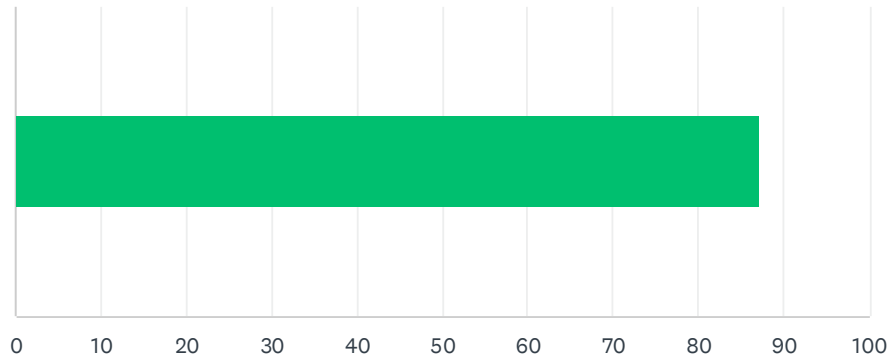
Answered: 258 Skipped: 0



ANSWER CHOICES	RESPONSES	
Yes	26.36%	68
No	73.64%	190
TOTAL		258

Q10 My instructors know their material.

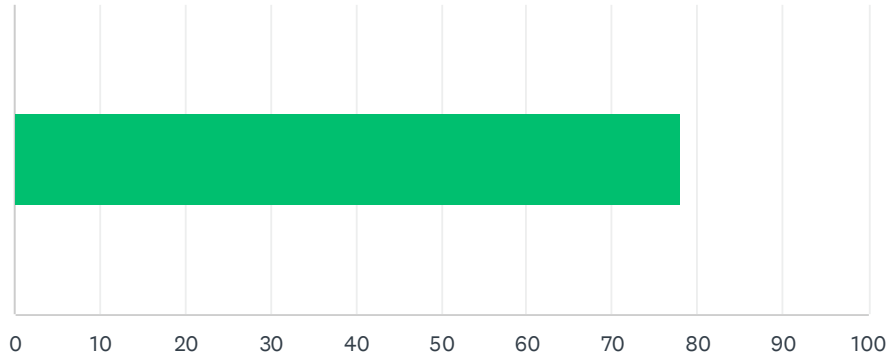
Answered: 223 Skipped: 35



ANSWER CHOICES	AVERAGE NUMBER	TOTAL NUMBER	RESPONSES
	87	19,455	223
Total Respondents: 223			

Q11 I can understand what is taught in my classes.

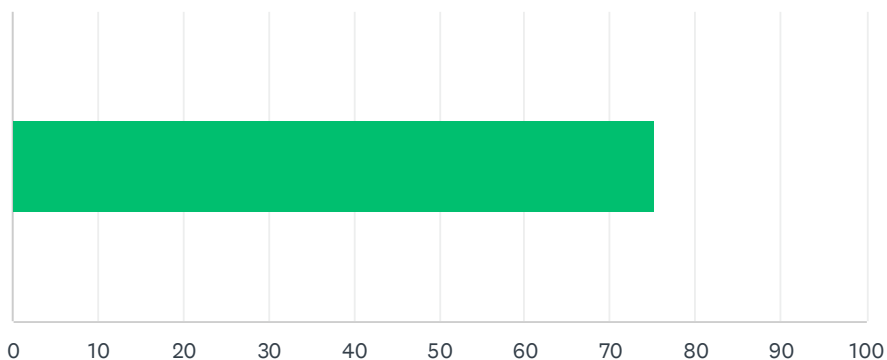
Answered: 223 Skipped: 35



ANSWER CHOICES	AVERAGE NUMBER	TOTAL NUMBER	RESPONSES
	78	17,414	223
Total Respondents: 223			

Q12 I have enough time to properly study for my classes.

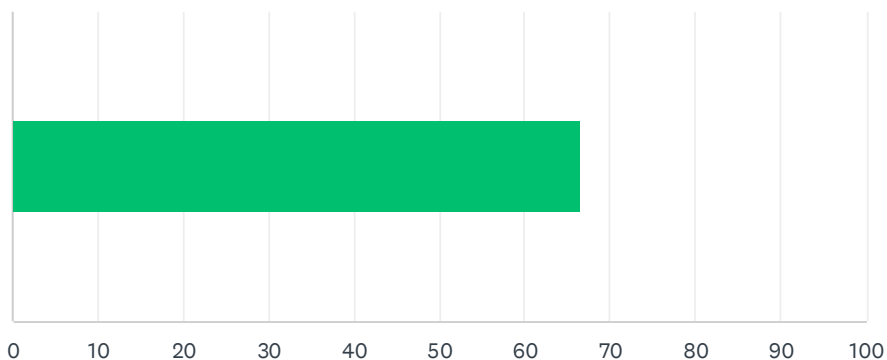
Answered: 223 Skipped: 35



ANSWER CHOICES	AVERAGE NUMBER	TOTAL NUMBER	RESPONSES
	75	16,806	223
Total Respondents: 223			

Q13 My math skills are strong.

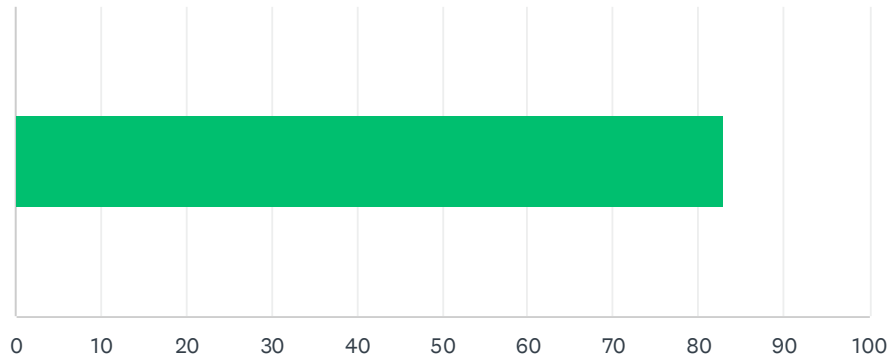
Answered: 223 Skipped: 35



ANSWER CHOICES	AVERAGE NUMBER	TOTAL NUMBER	RESPONSES
	67	14,858	223
Total Respondents: 223			

Q14 I am motivated to do my best in class.

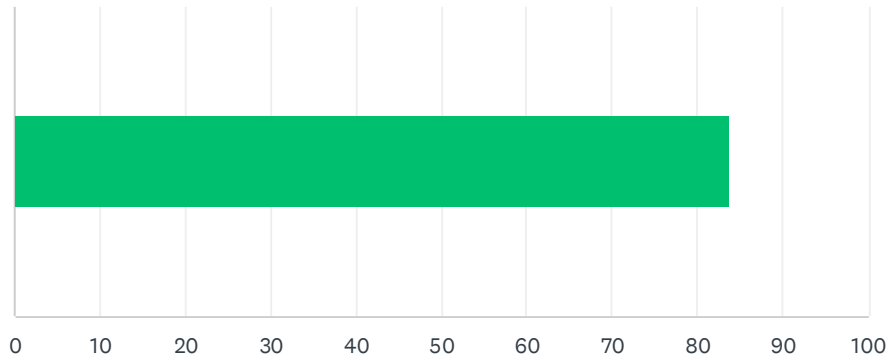
Answered: 223 Skipped: 35



ANSWER CHOICES	AVERAGE NUMBER	TOTAL NUMBER	RESPONSES
	83	18,513	223
Total Respondents: 223			

Q15 These classes are necessary for my plans.

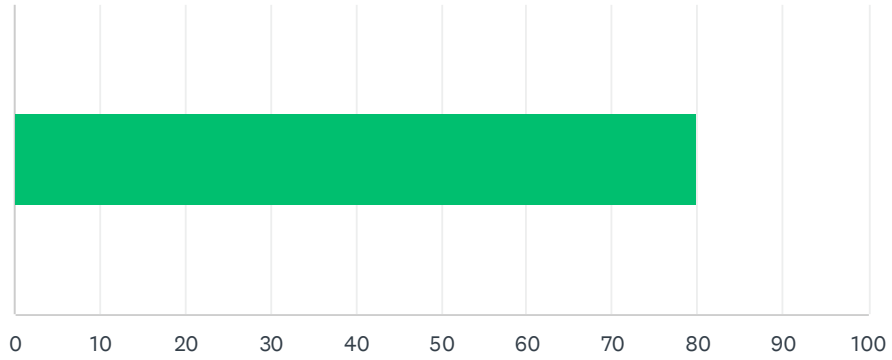
Answered: 223 Skipped: 35



ANSWER CHOICES	AVERAGE NUMBER	TOTAL NUMBER	RESPONSES
	84	18,708	223
Total Respondents: 223			

Q16 My reading and writing skills are strong.

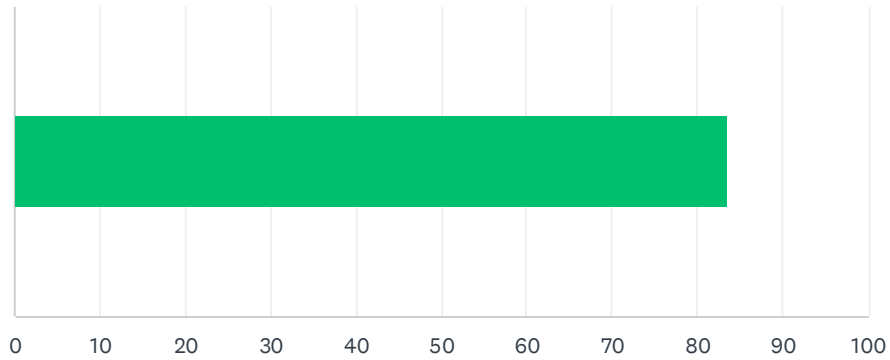
Answered: 223 Skipped: 35



ANSWER CHOICES	AVERAGE NUMBER	TOTAL NUMBER	RESPONSES
	80	17,834	223
Total Respondents: 223			

Q17 My instructors work hard to help me learn.

Answered: 223 Skipped: 35



ANSWER CHOICES	AVERAGE NUMBER	TOTAL NUMBER	RESPONSES
	84	18,661	223
Total Respondents: 223			

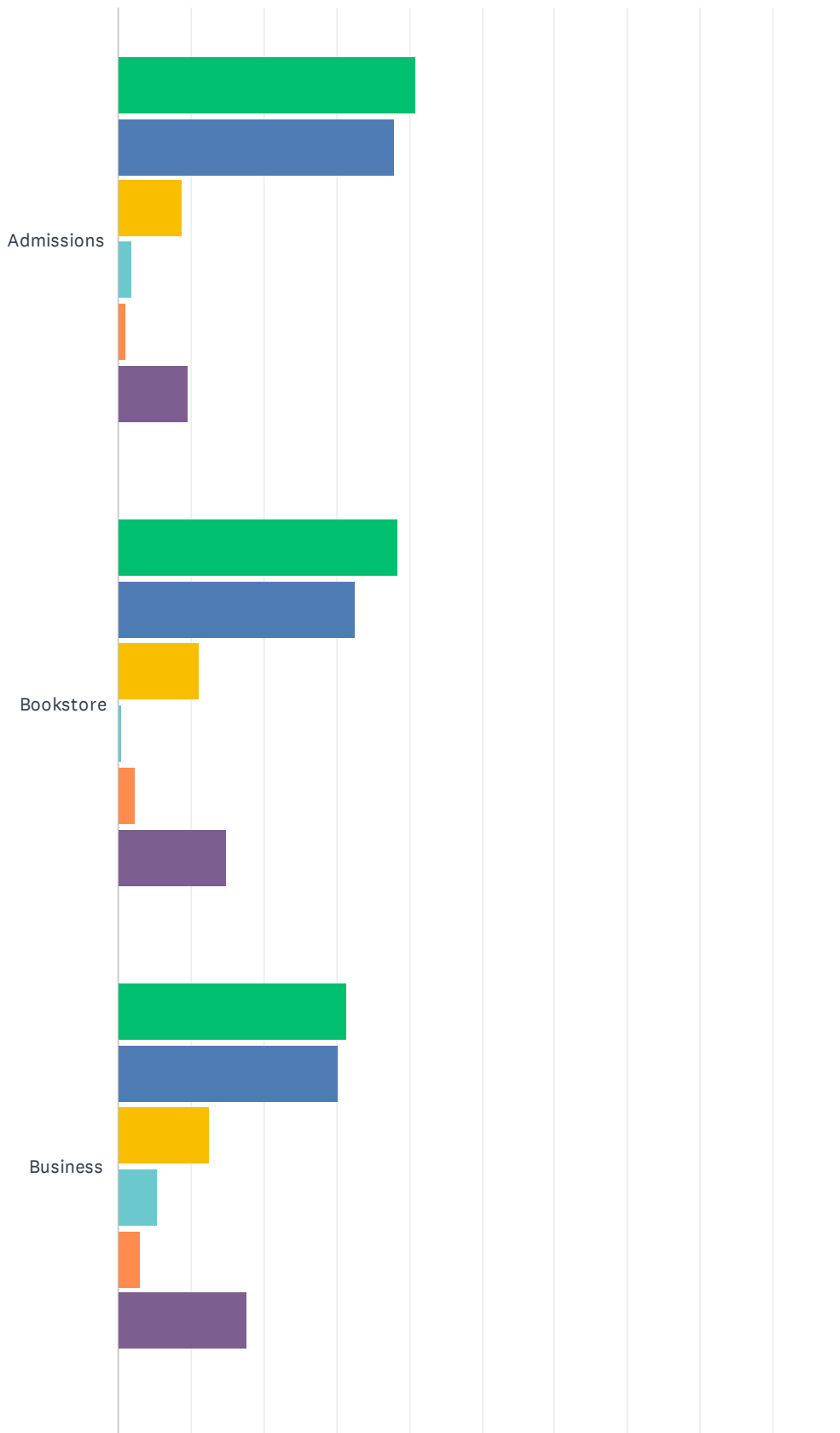
Q18 Please feel free to tell us more about your educational experiences.

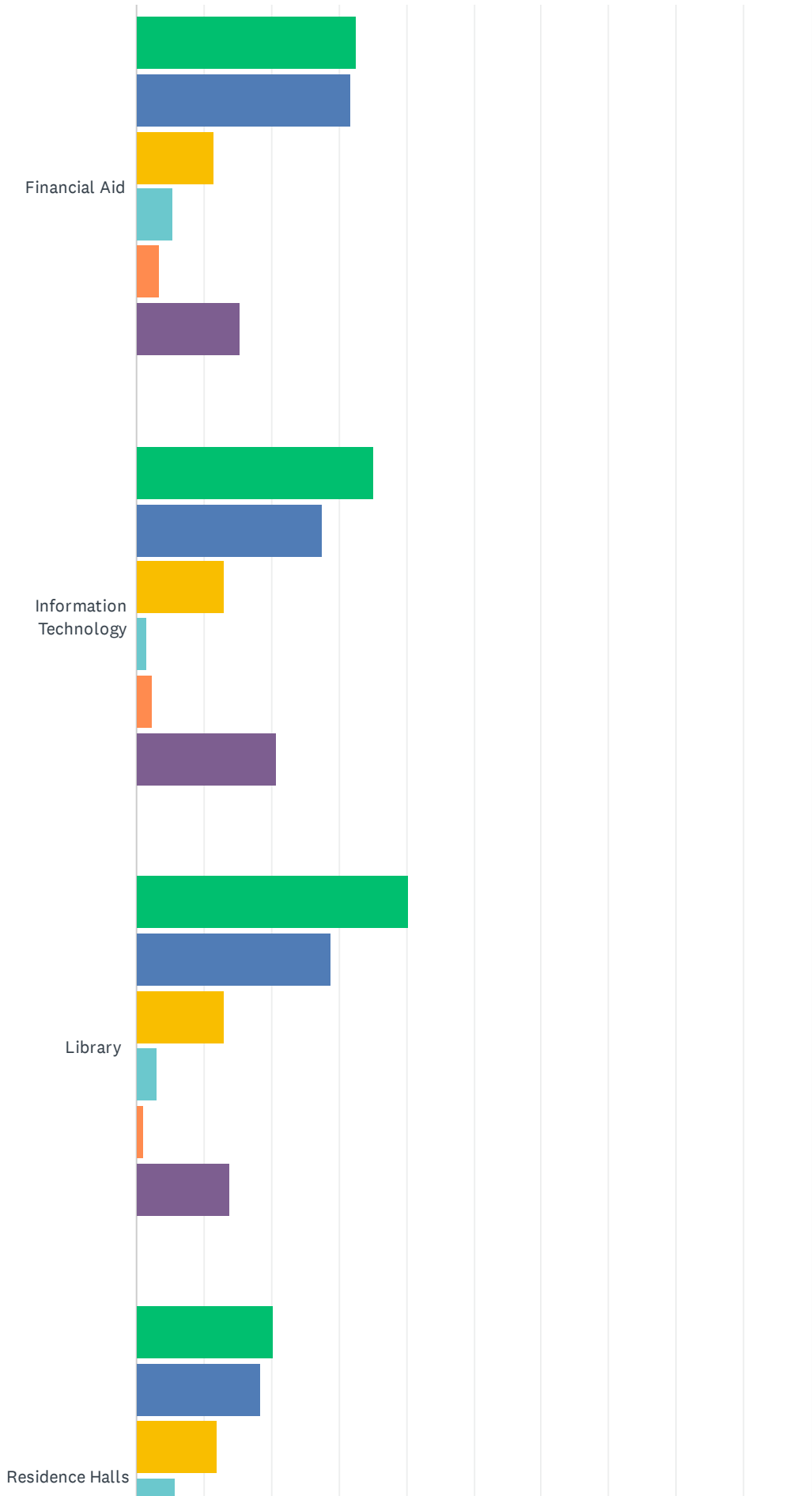
Answered: 63 Skipped: 195

These FERPA-protected responses are on file in MDCC's
Office of Institutional Effectiveness.

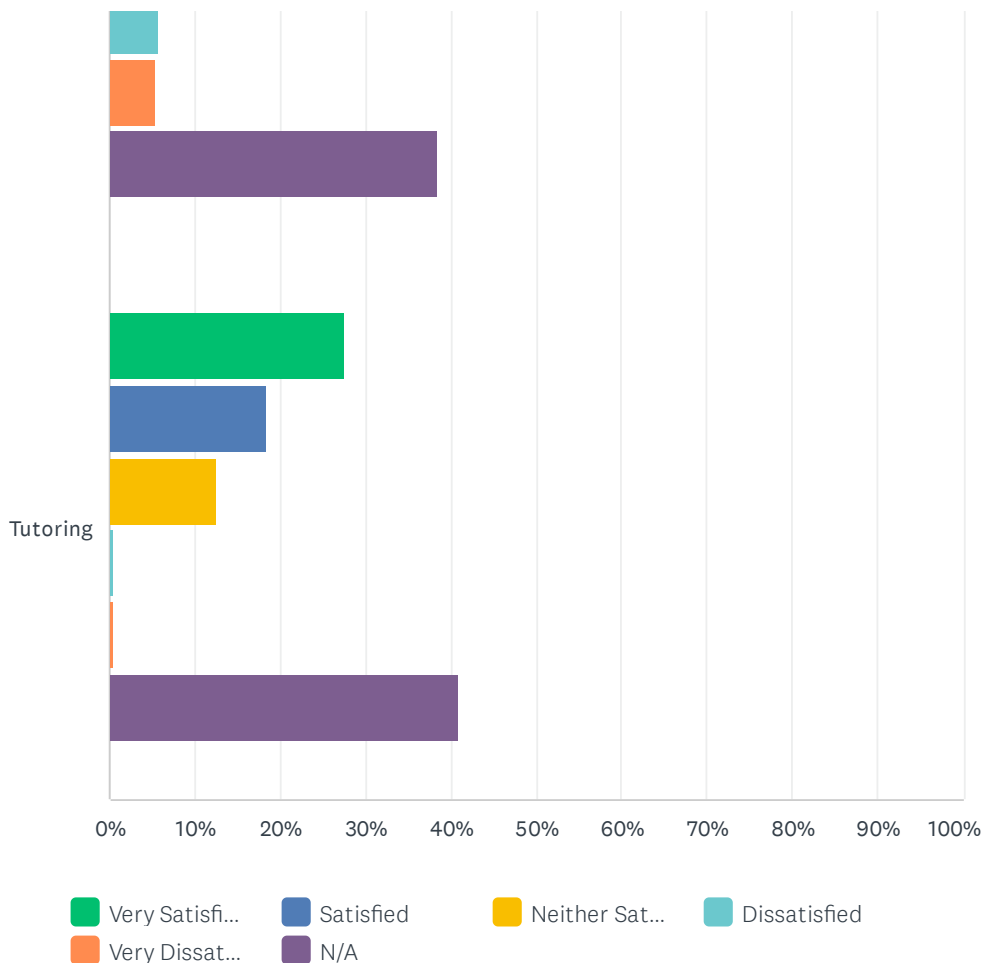
Q19 How satisfied are you with people and services in these areas?

Answered: 208 Skipped: 50





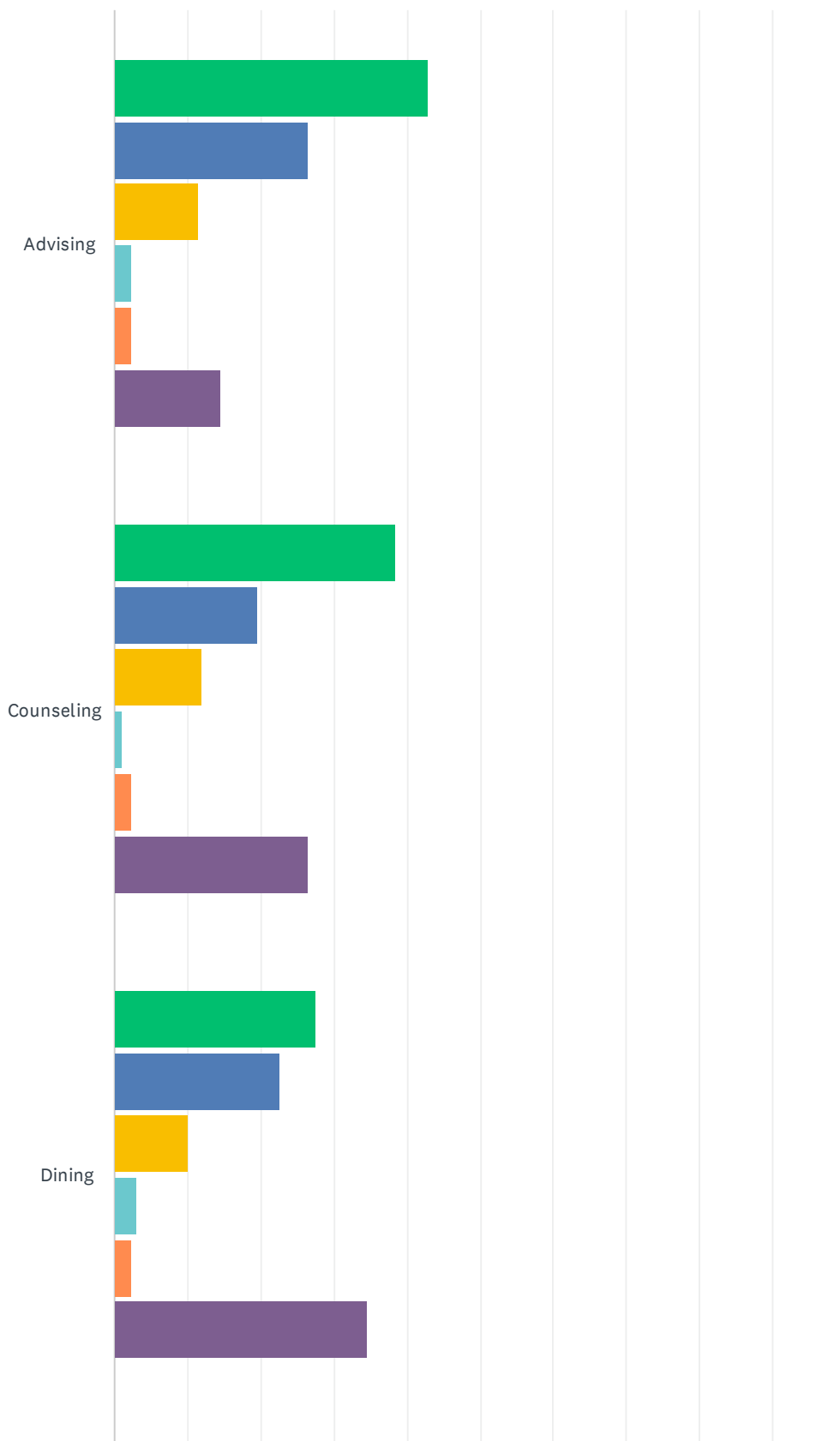
MDCC | Student Opinion Survey

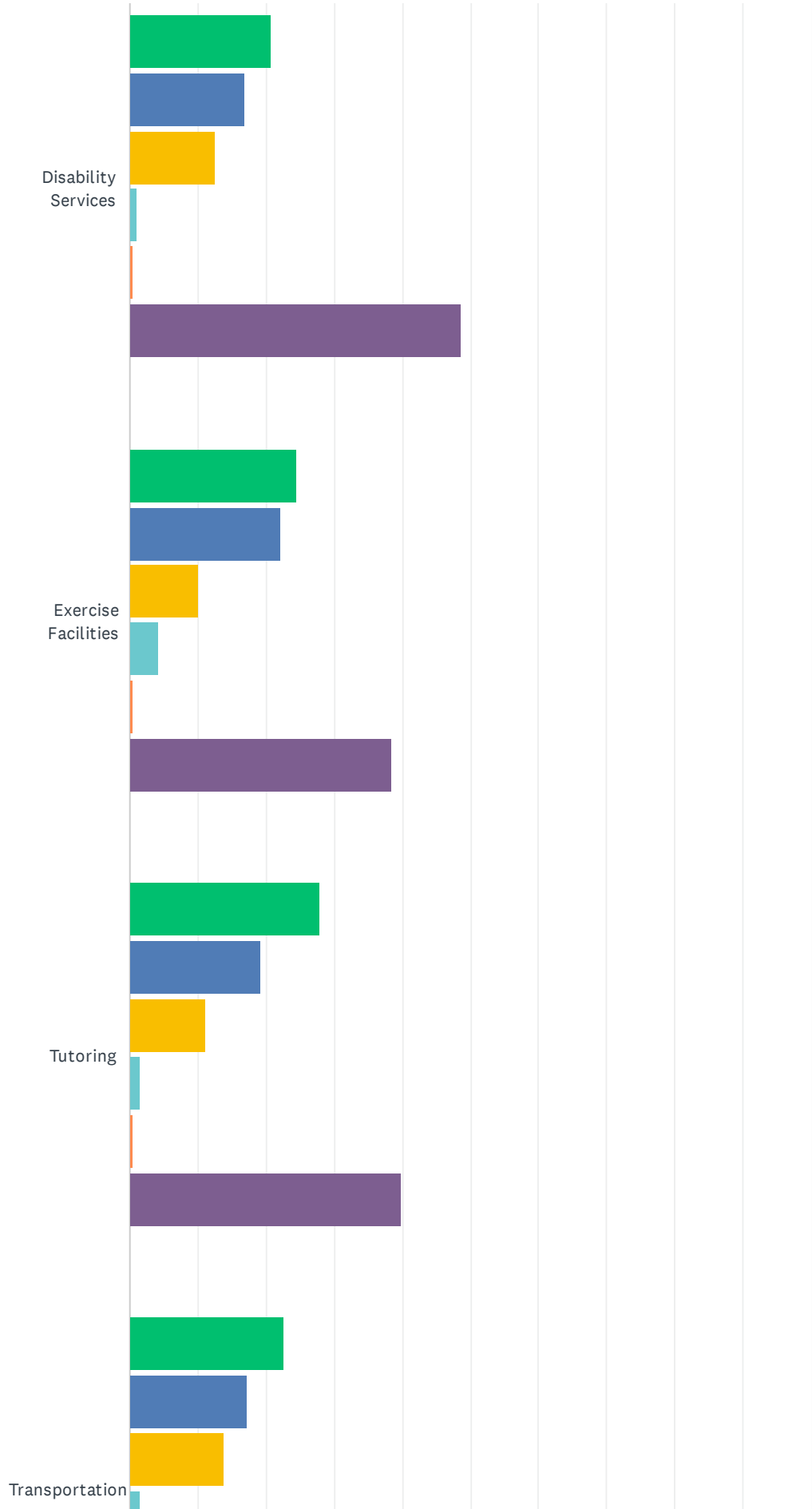


	VERY SATISFIED	SATISFIED	NEITHER SATISFIED NOR DISSATISFIED	DISSATISFIED	VERY DISSATISFIED	N/A	TOTAL	WEIGHTED AVERAGE
Admissions	40.87% 85	37.98% 79	8.65% 18	1.92% 4	0.96% 2	9.62% 20	208	4.28
Bookstore	38.46% 80	32.69% 68	11.06% 23	0.48% 1	2.40% 5	14.90% 31	208	4.23
Business	31.25% 65	30.29% 63	12.50% 26	5.29% 11	2.88% 6	17.79% 37	208	3.99
Financial Aid	32.69% 68	31.73% 66	11.54% 24	5.29% 11	3.37% 7	15.38% 32	208	4.01
Information Technology	35.10% 73	27.40% 57	12.98% 27	1.44% 3	2.40% 5	20.67% 43	208	4.15
Library	40.38% 84	28.85% 60	12.98% 27	2.88% 6	0.96% 2	13.94% 29	208	4.22
Residence Halls	20.19% 42	18.27% 38	12.02% 25	5.77% 12	5.29% 11	38.46% 80	208	3.69
Tutoring	27.40% 57	18.27% 38	12.50% 26	0.48% 1	0.48% 1	40.87% 85	208	4.21

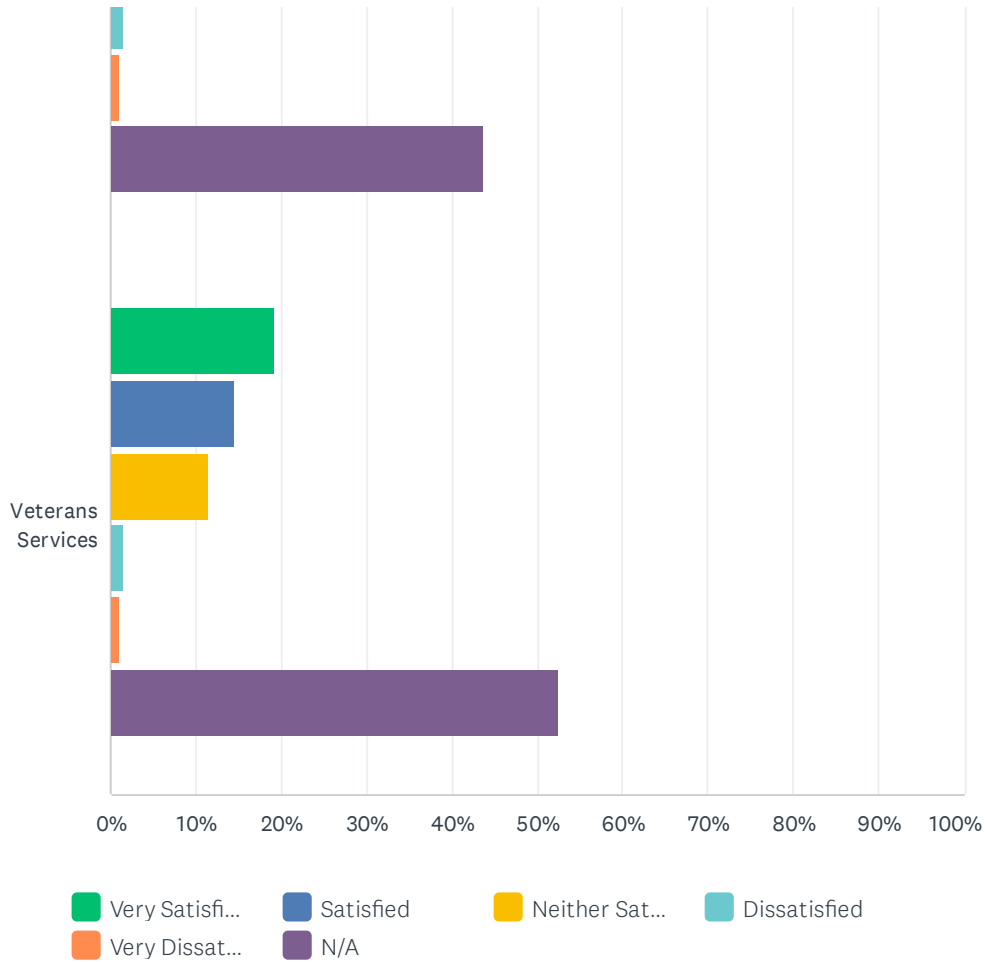
Q20 How satisfied are you with these resources and their staff?

Answered: 208 Skipped: 50





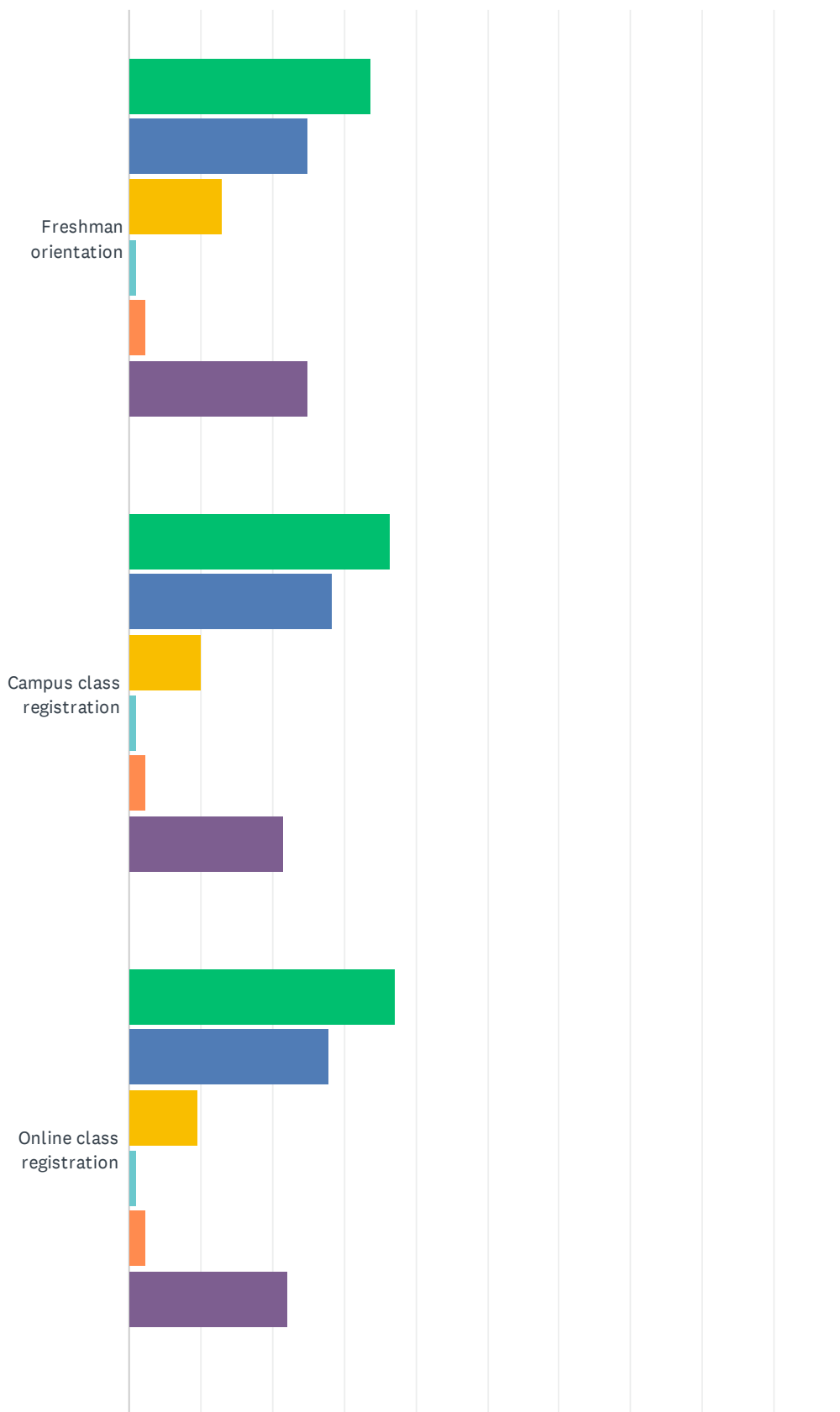
MDCC | Student Opinion Survey



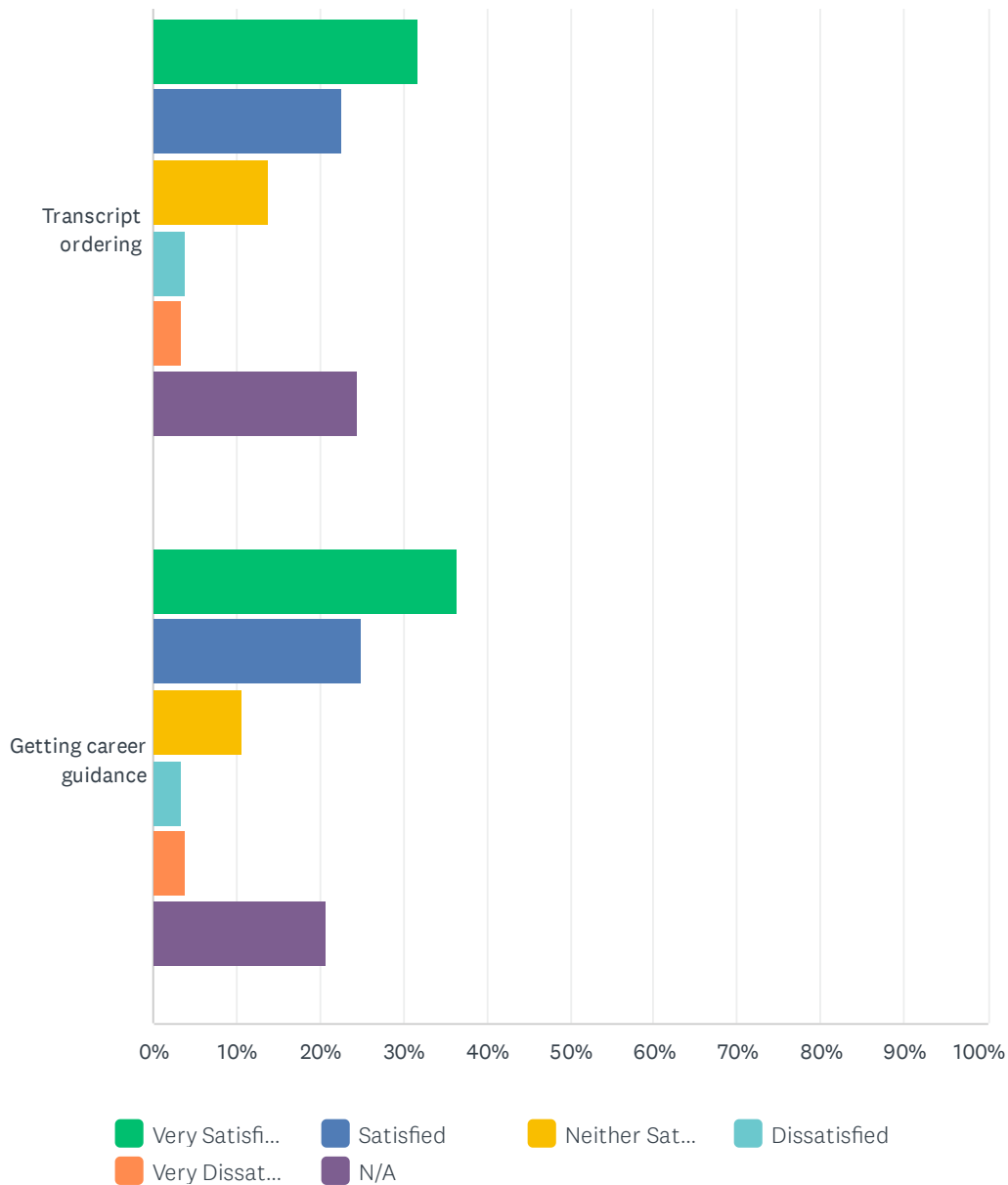
	VERY SATISFIED	SATISFIED	NEITHER SATISFIED NOR DISSATISFIED	DISSATISFIED	VERY DISSATISFIED	N/A	TOTAL	WEIGHTED AVERAGE
Advising	42.79% 89	26.44% 55	11.54% 24	2.40% 5	2.40% 5	14.42% 30	208	4.2
Counseling	38.46% 80	19.71% 41	12.02% 25	0.96% 2	2.40% 5	26.44% 55	208	4.2
Dining	27.40% 57	22.60% 47	10.10% 21	2.88% 6	2.40% 5	34.62% 72	208	4.0
Disability Services	20.67% 43	16.83% 35	12.50% 26	0.96% 2	0.48% 1	48.56% 101	208	4.0
Exercise Facilities	24.52% 51	22.12% 46	10.10% 21	4.33% 9	0.48% 1	38.46% 80	208	4.0
Tutoring	27.88% 58	19.23% 40	11.06% 23	1.44% 3	0.48% 1	39.90% 83	208	4.2
Transportation	22.60% 47	17.31% 36	13.94% 29	1.44% 3	0.96% 2	43.75% 91	208	4.0
Veterans Services	19.23% 40	14.42% 30	11.54% 24	1.44% 3	0.96% 2	52.40% 109	208	4.0

Q21 How satisfied are you with these processes?

Answered: 208 Skipped: 50



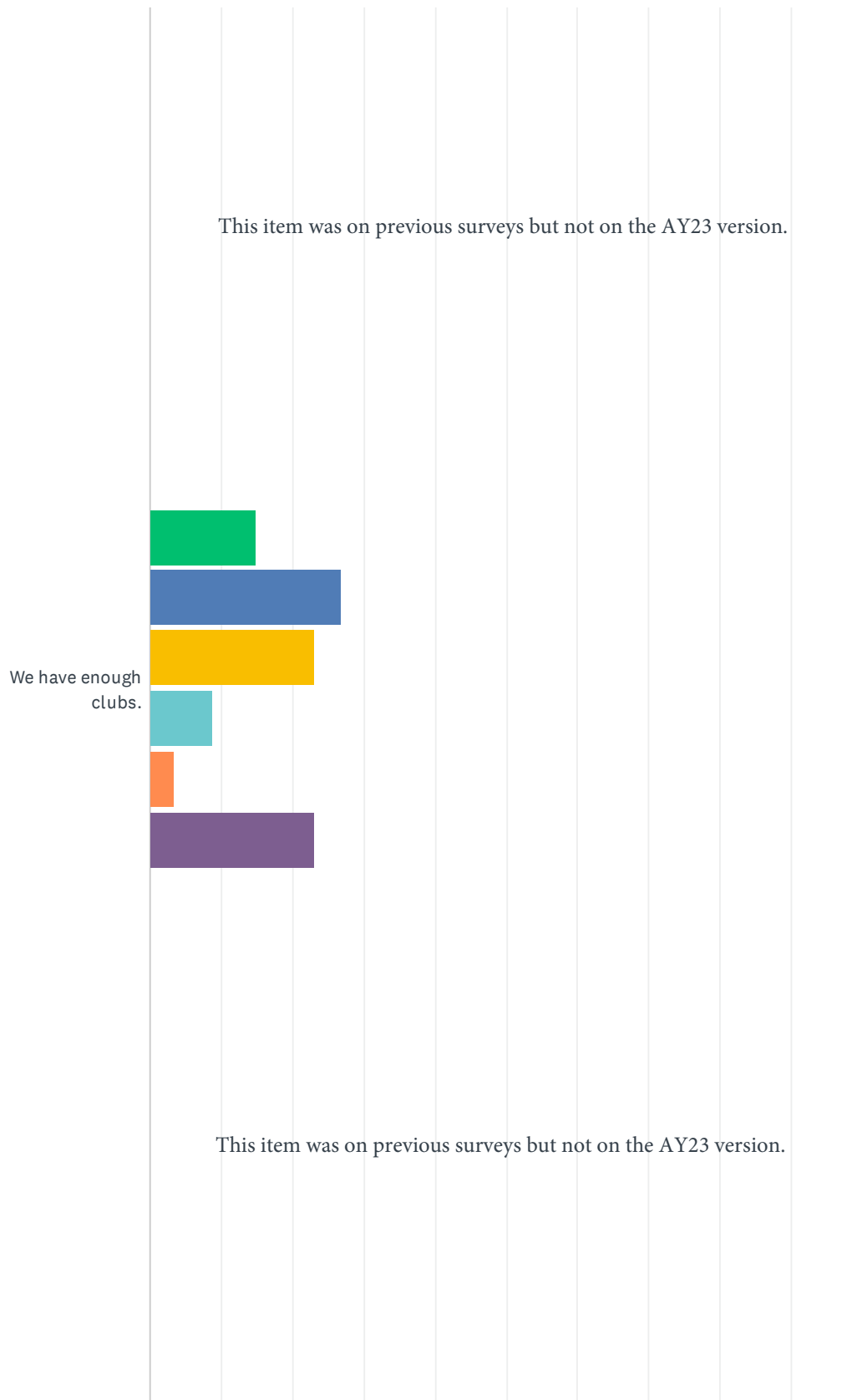
MDCC | Student Opinion Survey

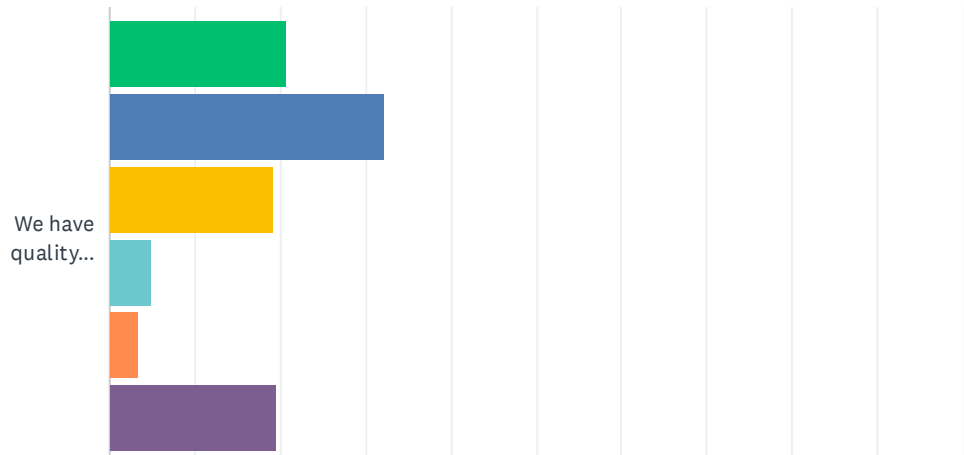


	VERY SATISFIED	SATISFIED	NEITHER SATISFIED NOR DISSATISFIED	DISSATISFIED	VERY DISSATISFIED	N/A	TOTAL	WEIGHTED AVERAGE
Freshman orientation	33.65% 70	25.00% 52	12.98% 27	0.96% 2	2.40% 5	25.00% 52	208	4.1
Campus class registration	36.54% 76	28.37% 59	10.10% 21	0.96% 2	2.40% 5	21.63% 45	208	4.2
Online class registration	37.02% 77	27.88% 58	9.62% 20	0.96% 2	2.40% 5	22.12% 46	208	4.2
Transcript ordering	31.73% 66	22.60% 47	13.94% 29	3.85% 8	3.37% 7	24.52% 51	208	4.0
Getting career guidance	36.54% 76	25.00% 52	10.58% 22	3.37% 7	3.85% 8	20.67% 43	208	4.1

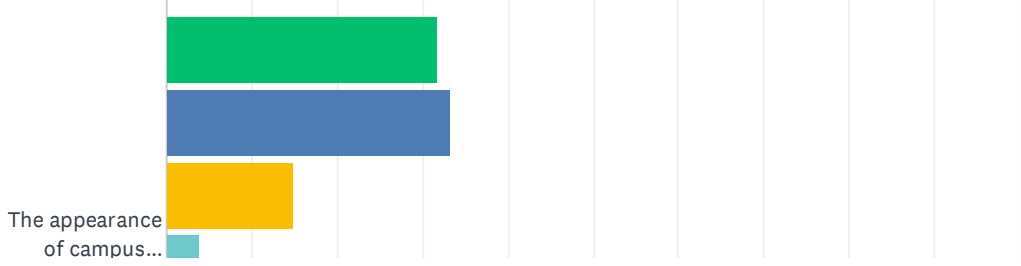
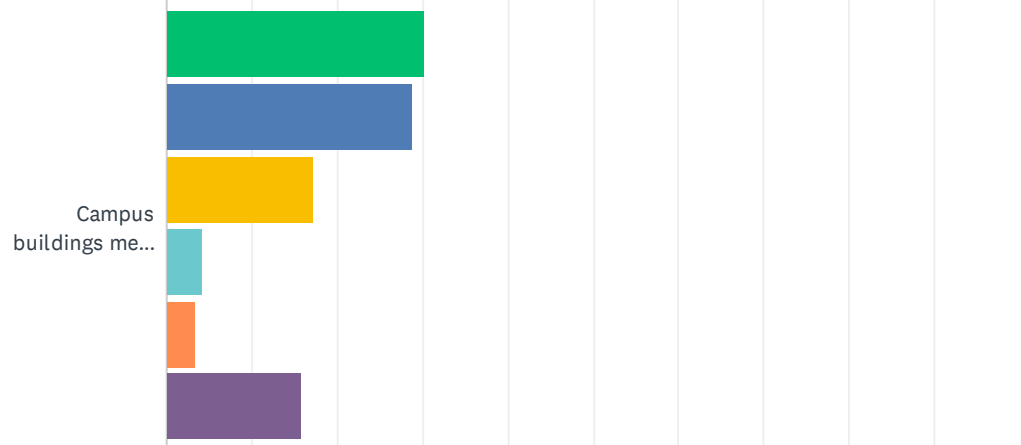
Q22 To what level do you agree with these statements about campus?

Answered: 208 Skipped: 50

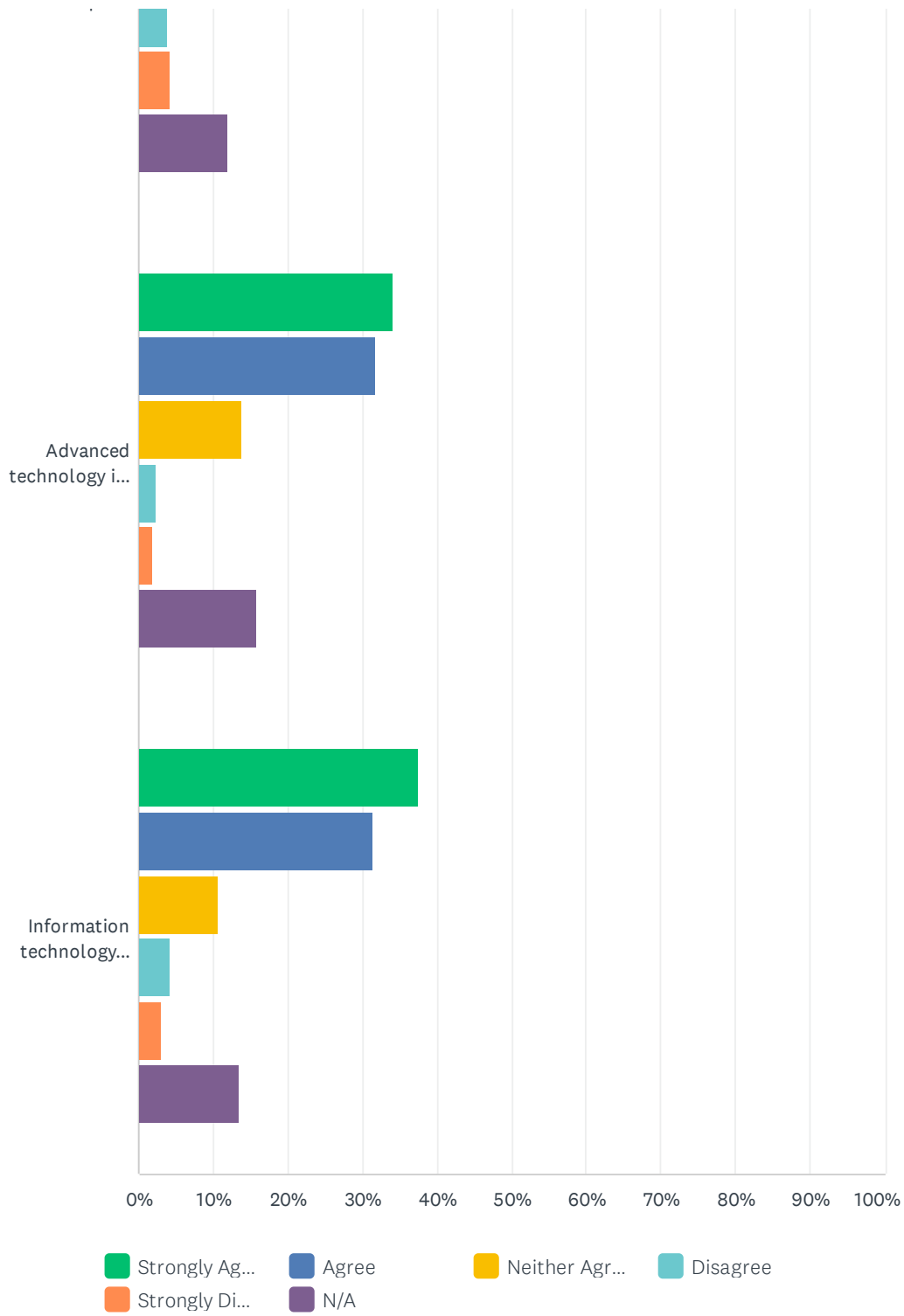




This item was on previous surveys but not on the AY23 version.



MDCC | Student Opinion Survey

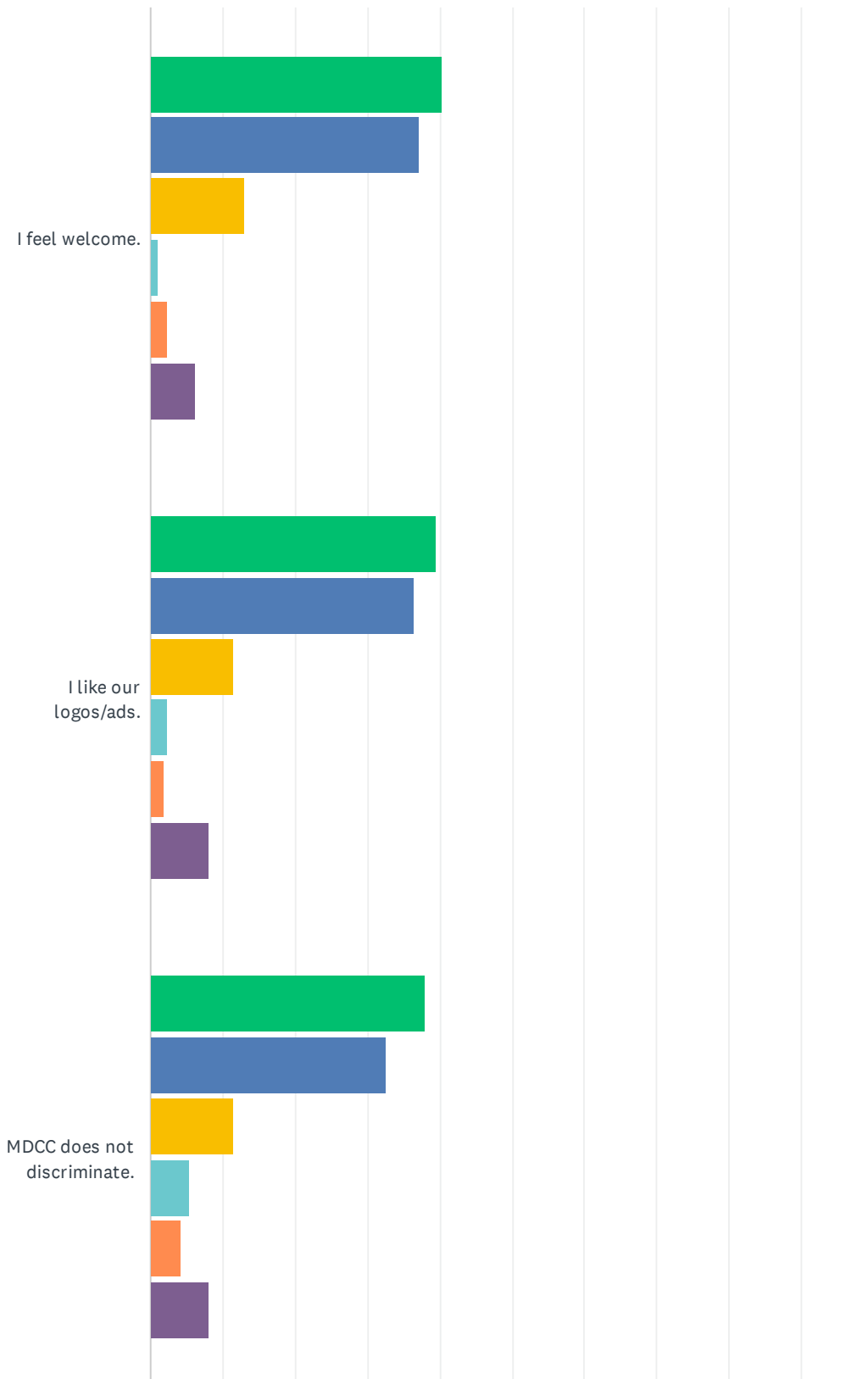


MDCC | Student Opinion Survey

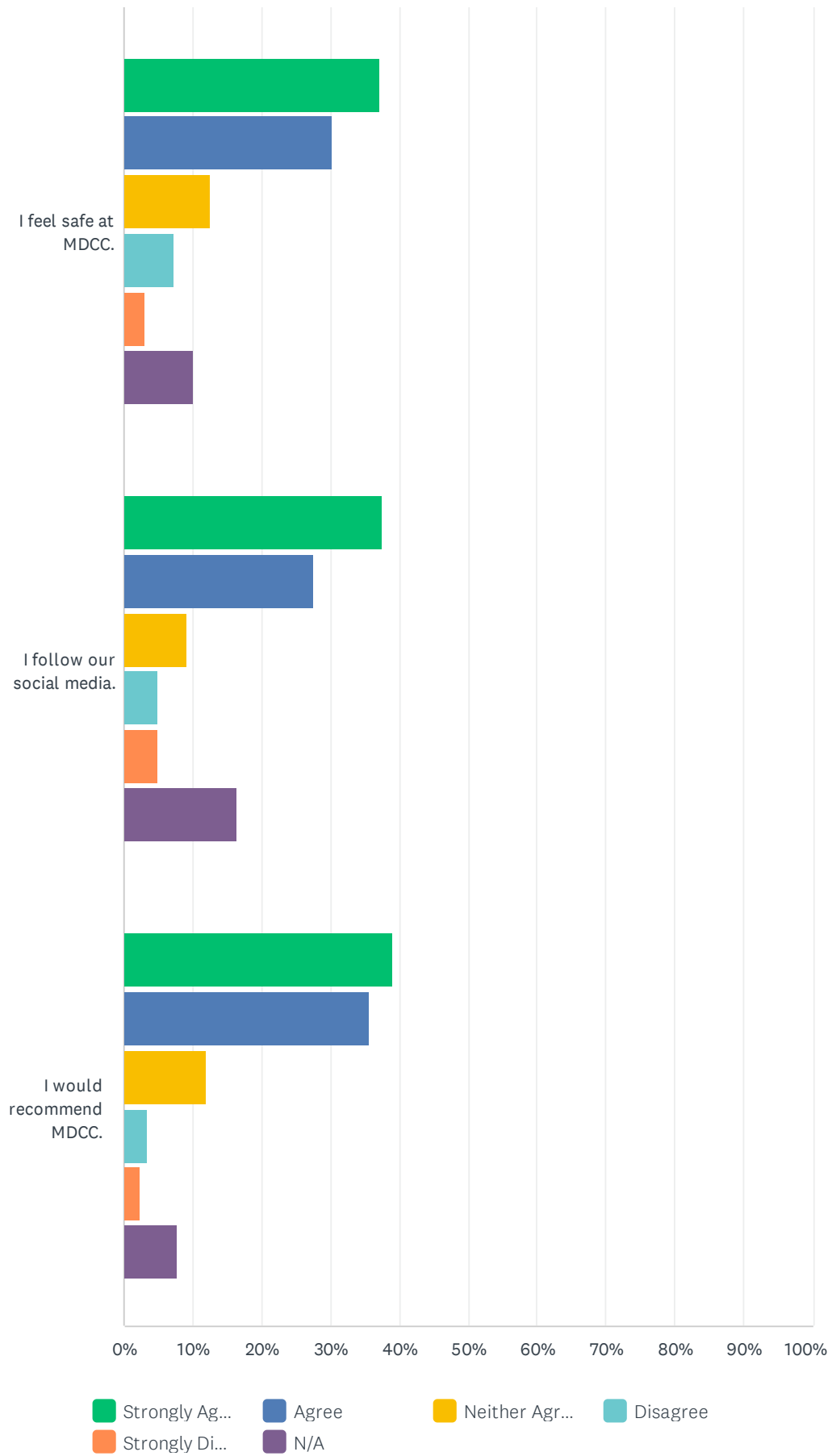
	STRONGLY AGREE	AGREE	NEITHER AGREE NOR DISAGREE	DISAGREE	STRONGLY DISAGREE	N/A	TOTAL	WEIGHTED AVERAGE
We have enough clubs.	14.90% 31	26.92% 56	23.08% 48	8.65% 18	3.37% 7	23.08% 48	208	3.54
We have quality activities.	20.67% 43	32.21% 67	19.23% 40	4.81% 10	3.37% 7	19.71% 41	208	3.77
Campus buildings meet my learning needs (lighting, accessibility, capacity, condition, etc.).	30.29% 63	28.85% 60	17.31% 36	4.33% 9	3.37% 7	15.87% 33	208	3.93
The appearance of campus facilities is clean and attractive.	31.73% 66	33.17% 69	14.90% 31	3.85% 8	4.33% 9	12.02% 25	208	3.96
Advanced technology in the classroom (e.g., smartboards) makes learning easier/better.	34.13% 71	31.73% 66	13.94% 29	2.40% 5	1.92% 4	15.87% 33	208	4.11
Information technology hardware (WiFi, computer labs, printers, etc.) meets my educational needs.	37.50% 78	31.25% 65	10.58% 22	4.33% 9	2.88% 6	13.46% 28	208	4.11

Q23 To what level do you agree with these statements about MDCC overall?

Answered: 208 Skipped: 50



MDCC | Student Opinion Survey



MDCC | Student Opinion Survey

	STRONGLY AGREE	AGREE	NEITHER AGREE NOR DISAGREE	DISAGREE	STRONGLY DISAGREE	N/A	TOTAL	WEIGHTED AVERAGE
I feel welcome.	40.38% 84	37.02% 77	12.98% 27	0.96% 2	2.40% 5	6.25% 13	208	4.19
I like our logos/ads.	39.42% 82	36.54% 76	11.54% 24	2.40% 5	1.92% 4	8.17% 17	208	4.19
MDCC does not discriminate.	37.98% 79	32.69% 68	11.54% 24	5.29% 11	4.33% 9	8.17% 17	208	4.03
I feel safe at MDCC.	37.02% 77	30.29% 63	12.50% 26	7.21% 15	2.88% 6	10.10% 21	208	4.02
I follow our social media.	37.50% 78	27.40% 57	9.13% 19	4.81% 10	4.81% 10	16.35% 34	208	4.05
I would recommend MDCC.	38.94% 81	35.58% 74	12.02% 25	3.37% 7	2.40% 5	7.69% 16	208	4.14

Q24 Anything else you'd like us to know?

Answered: 42 Skipped: 216

These FERPA-protected responses are on file in MDCC's
Office of Institutional Effectiveness.